

2021 Impact Report

www.RollingHarvest.org

Thank you to ALL our Donors!

Faith Based & Local Organizations
5%

Corporate
23.2%

Individuals
39.6%

Foundations
27.7%

Government
4.4%



How We Used Your Donations...

Staff (admin)
16.4%

Marketing
0.6%

Rolling Harvest
Fields at Gravity Hill
13.8%

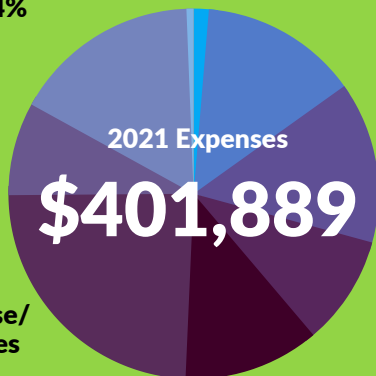
Admin (other)
8.1%

Staff (program)
14.1%

Produce Purchase/
Farm Subsidies
24.2%

Gleaning/Delivery
9.6%

Nutrition Education
11.9%



43 partner farms



250 active volunteers

746,078 lbs
rescued, distributed and
diverted from landfills



80 hunger relief sites



34,200 neighbors served

463,760
net lbs of CO2 saved




3.4 million healthy servings

65%
produce



35%
proteins

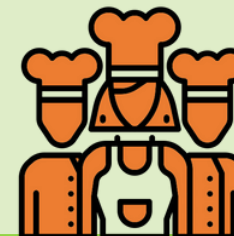


3,905 volunteer hrs
\$111,448 saved



79 Nutrition Education
Outreach Events

6,356
nutritious
food samples
served



9,942
people
positively
impacted

204 free mobile
farm markets



41,000

pounds of organic
produce from
Rolling Harvest
Donation Fields at
Gravity Hill Farm



Follow Us on the Socials

facebook.com/rollingharvestfoodrescue

instagram.com/rollingharvestfoodrescue_

twitter.com/rollingharvest

www.youtube.com/c/WhatsCookingwithRollingHarvest



“ Even one year after the pandemic hit, I was still out of work... Rolling Harvest's emergency fresh food distributions really helped me and my two teenage boys through a very dark time.” ”

With the generous support of **100** donors, we raised
\$21,926 for Ida Flood relief efforts for
our Lambertville neighbors.